


**BL** = Bianco lucido / Glossy white



**BM** = Bianco matt / Matte white



**MR** = Metal rame / Copper metal



**NL** = Nero lucido / Glossy black



**NM** = Nero matt / Matte black



**NIR** = Nero iridato / Iridescent black



**AU** = Oro / Gold



**PT** = Platino / Platinum



**CU** = Rame / Copper



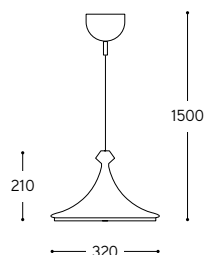
**ROP** = Riga platino/oro / Platinum/gold line





**ROR** = Riga oro/rame / Gold/copper line



**RPR** = Riga platino/rame / Platinum/copper line

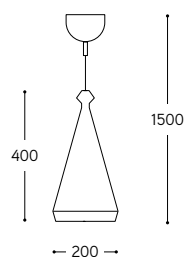


ARTICOLO ITEM	DESCRIZIONE DESCRIPTION	ALIMENTAZIONE E MODULO LED POWER AND LED MODULE	ATTACCO SOCKET	POTENZA POWER	PESO GR. WEIGHT GR.	VOL. IN M <sup>3</sup> VOL. IN M <sup>3</sup>
<b>L1/LED/...</b>	Sospensione in ceramica / Ceramic pendant	lumen:1600 CRI (indice di cromaticità): > 80 durata: 40.000H / 100.000 accensioni		17,5W	3.700	0,07
<b>L1/...</b>	Sospensione in ceramica / Ceramic pendant		E27	70W	3.700	0,07



CE IP20  

COLORI L1/LED/... COLOUR L1/LED/...	FASCIA PREZZO PRICE RANGE
/... <b>BL</b> = Bianco lucido / Glossy white	<b>B78</b>
/... <b>BM</b> = Bianco matt / Matte white	
/... <b>NL</b> = Nero lucido / Glossy black	
/... <b>NM</b> = Nero matt / Matte black	
/... <b>MR</b> = Metal rame / Copper metal	<b>B93</b>
/... <b>NIR</b> = Nero iridato / Iridescent black	
/... <b>PT</b> = Platino / Platinum	
/... <b>AU</b> = Oro / Gold	<b>B103</b>
/... <b>CU</b> = Rame / Copper	
/... <b>ROR</b> = Riga oro/rame / Gold/copper line	
/... <b>RPR</b> = Riga platino/rame / Platinum/copper line	
/... <b>ROP</b> = Riga platino/oro / Platinum/gold line	

COLORI L1/... COLOUR L1/...	FASCIA PREZZO PRICE RANGE
/... <b>BL</b> = Bianco lucido / Glossy white	<b>B65</b>
/... <b>BM</b> = Bianco matt / Matte white	
/... <b>NL</b> = Nero lucido / Glossy black	
/... <b>NM</b> = Nero matt / Matte black	
/... <b>MR</b> = Metal rame / Copper metal	<b>B88</b>
/... <b>NIR</b> = Nero iridato / Iridescent black	
/... <b>PT</b> = Platino / Platinum	
/... <b>AU</b> = Oro / Gold	<b>B97</b>
/... <b>CU</b> = Rame / Copper	
/... <b>ROR</b> = Riga oro/rame / Gold/copper line	
/... <b>RPR</b> = Riga platino/rame / Platinum/copper line	
/... <b>ROP</b> = Riga platino/oro / Platinum/gold line	

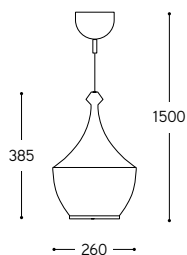


ARTICOLO ITEM	DESCRIZIONE DESCRIPTION	ALIMENTAZIONE E MODULO LED POWER AND LED MODULE	ATTACCO SOCKET	POTENZA POWER	PESO GR. WEIGHT GR.	VOL. IN M <sup>3</sup> VOL. IN M <sup>3</sup>
<b>L2/LED/...</b>	Sospensione in ceramica / Ceramic pendant	lumen:1600 CRI (indice di cromaticità): > 80 durata: 40.000H / 100.000 accensioni		17,5W	4.600	0,09
<b>L2/...</b>	Sospensione in ceramica / Ceramic pendant		E27	70W	4.600	0,09



CE IP20  

COLORI L2/LED/... COLOUR L2/LED/...	FASCIA PREZZO PRICE RANGE
/... <b>BL</b> = Bianco lucido / Glossy white	<b>B82</b>
/... <b>BM</b> = Bianco matt / Matte white	
/... <b>NL</b> = Nero lucido / Glossy black	
/... <b>NM</b> = Nero matt / Matte black	
/... <b>MR</b> = Metal rame / Copper metal	<b>B96</b>
/... <b>NIR</b> = Nero iridato / Iridescent black	
/... <b>PT</b> = Platino / Platinum	
/... <b>AU</b> = Oro / Gold	<b>B104</b>
/... <b>CU</b> = Rame / Copper	
/... <b>ROR</b> = Riga oro/rame / Gold/copper line	
/... <b>RPR</b> = Riga platino/rame / Platinum/copper line	
/... <b>ROP</b> = Riga platino/oro / Platinum/gold line	

COLORI L2/... COLOUR L2/...	FASCIA PREZZO PRICE RANGE
/... <b>BL</b> = Bianco lucido / Glossy white	<b>B68</b>
/... <b>BM</b> = Bianco matt / Matte white	
/... <b>NL</b> = Nero lucido / Glossy black	
/... <b>NM</b> = Nero matt / Matte black	
/... <b>MR</b> = Metal rame / Copper metal	<b>B89</b>
/... <b>NIR</b> = Nero iridato / Iridescent black	
/... <b>PT</b> = Platino / Platinum	
/... <b>AU</b> = Oro / Gold	<b>B99</b>
/... <b>CU</b> = Rame / Copper	
/... <b>ROR</b> = Riga oro/rame / Gold/copper line	
/... <b>RPR</b> = Riga platino/rame / Platinum/copper line	
/... <b>ROP</b> = Riga platino/oro / Platinum/gold line	

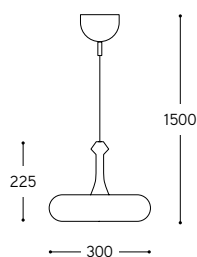


ARTICOLO ITEM	DESCRIZIONE DESCRIPTION	ALIMENTAZIONE E MODULO LED POWER AND LED MODULE	ATTACCO SOCKET	POTENZA POWER	PESO GR. WEIGHT GR.	VOL. IN M <sup>3</sup> VOL. IN M <sup>3</sup>
<b>L3/LED/...</b>	Sospensione in ceramica / Ceramic pendant	lumen:1600 CRI (indice di cromaticità): > 80 durata: 40.000H / 100.000 accensioni		17,5W	4.800	0,09
<b>L3/...</b>	Sospensione in ceramica / Ceramic pendant		E27	70W	4.800	0,09



CE IP20  

COLORI L3/LED/... COLOUR L3/LED/...	FASCIA PREZZO PRICE RANGE
/... <b>BL</b> = Bianco lucido / Glossy white	<b>B84</b>
/... <b>BM</b> = Bianco matt / Matte white	
/... <b>NL</b> = Nero lucido / Glossy black	
/... <b>NM</b> = Nero matt / Matte black	
/... <b>MR</b> = Metal rame / Copper metal	<b>B97</b>
/... <b>NIR</b> = Nero iridato / Iridescent black	
/... <b>PT</b> = Platino / Platinum	
/... <b>AU</b> = Oro / Gold	<b>B107</b>
/... <b>CU</b> = Rame / Copper	
/... <b>ROR</b> = Riga oro/rame / Gold/copper line	
/... <b>RPR</b> = Riga platino/rame / Platinum/copper line	
/... <b>ROP</b> = Riga platino/oro / Platinum/gold line	

COLORI L3/... COLOUR L3/...	FASCIA PREZZO PRICE RANGE
/... <b>BL</b> = Bianco lucido / Glossy white	<b>B70</b>
/... <b>BM</b> = Bianco matt / Matte white	
/... <b>NL</b> = Nero lucido / Glossy black	
/... <b>NM</b> = Nero matt / Matte black	
/... <b>MR</b> = Metal rame / Copper metal	<b>B90</b>
/... <b>NIR</b> = Nero iridato / Iridescent black	
/... <b>PT</b> = Platino / Platinum	
/... <b>AU</b> = Oro / Gold	<b>B100</b>
/... <b>CU</b> = Rame / Copper	
/... <b>ROR</b> = Riga oro/rame / Gold/copper line	
/... <b>RPR</b> = Riga platino/rame / Platinum/copper line	
/... <b>ROP</b> = Riga platino/oro / Platinum/gold line	

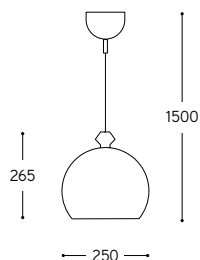


ARTICOLO ITEM	DESCRIZIONE DESCRIPTION	ALIMENTAZIONE E MODULO LED POWER AND LED MODULE	ATTACCO SOCKET	POTENZA POWER	PESO GR. WEIGHT GR.	VOL. IN M <sup>3</sup> VOL. IN M <sup>3</sup>
<b>L4/LED/...</b>	Sospensione in ceramica / Ceramic pendant	lumen:1600 CRI (indice di cromaticità): > 80 durata: 40.000H / 100.000 accensioni		17,5W	4.300	0,07
<b>L4/...</b>	Sospensione in ceramica / Ceramic pendant		E27	70W	4.300	0,07



CE IP20  

COLORI L4/LED/... COLOUR L4/LED/...	FASCIA PREZZO PRICE RANGE
/... <b>BL</b> = Bianco lucido / Glossy white	<b>B82</b>
/... <b>BM</b> = Bianco matt / Matte white	
/... <b>NL</b> = Nero lucido / Glossy black	
/... <b>NM</b> = Nero matt / Matte black	
/... <b>MR</b> = Metal rame / Copper metal	<b>B96</b>
/... <b>NIR</b> = Nero iridato / Iridescent black	
/... <b>PT</b> = Platino / Platinum	
/... <b>AU</b> = Oro / Gold	<b>B104</b>
/... <b>CU</b> = Rame / Copper	
/... <b>ROR</b> = Riga oro/rame / Gold/copper line	
/... <b>RPR</b> = Riga platino/rame / Platinum/copper line	
/... <b>ROP</b> = Riga platino/oro / Platinum/gold line	

COLORI L4/... COLOUR L4/...	FASCIA PREZZO PRICE RANGE
/... <b>BL</b> = Bianco lucido / Glossy white	<b>B68</b>
/... <b>BM</b> = Bianco matt / Matte white	
/... <b>NL</b> = Nero lucido / Glossy black	
/... <b>NM</b> = Nero matt / Matte black	
/... <b>MR</b> = Metal rame / Copper metal	<b>B89</b>
/... <b>NIR</b> = Nero iridato / Iridescent black	
/... <b>PT</b> = Platino / Platinum	
/... <b>AU</b> = Oro / Gold	<b>B99</b>
/... <b>CU</b> = Rame / Copper	
/... <b>ROR</b> = Riga oro/rame / Gold/copper line	
/... <b>RPR</b> = Riga platino/rame / Platinum/copper line	
/... <b>ROP</b> = Riga platino/oro / Platinum/gold line	

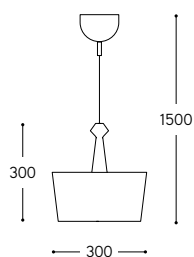


ARTICOLO ITEM	DESCRIZIONE DESCRIPTION	ALIMENTAZIONE E MODULO LED POWER AND LED MODULE	ATTACCO SOCKET	POTENZA POWER	PESO GR. WEIGHT GR.	VOL. IN M <sup>3</sup> VOL. IN M <sup>3</sup>
<b>L5/LED/...</b>	Sospensione in ceramica / Ceramic pendant	lumen:1600 CRI (indice di cromaticità): > 80 durata: 40.000H / 100.000 accensioni		17,5W	3.950	0,07
<b>L5/...</b>	Sospensione in ceramica / Ceramic pendant		E27	70W	3.950	0,07



CE IP20  

COLORI L5/LED/... COLOUR L5/LED/...	FASCIA PREZZO PRICE RANGE
/... <b>BL</b> = Bianco lucido / Glossy white	<b>B78</b>
/... <b>BM</b> = Bianco matt / Matte white	
/... <b>NL</b> = Nero lucido / Glossy black	
/... <b>NM</b> = Nero matt / Matte black	
/... <b>MR</b> = Metal rame / Copper metal	
/... <b>NIR</b> = Nero iridato / Iridescent black	<b>B93</b>
/... <b>PT</b> = Platino / Platinum	
/... <b>AU</b> = Oro / Gold	
/... <b>CU</b> = Rame / Copper	<b>B103</b>
/... <b>ROR</b> = Riga oro/rame / Gold/copper line	
/... <b>RPR</b> = Riga platino/rame / Platinum/copper line	
/... <b>ROP</b> = Riga platino/oro / Platinum/gold line	

COLORI L5/... COLOUR L5/...	FASCIA PREZZO PRICE RANGE
/... <b>BL</b> = Bianco lucido / Glossy white	<b>B65</b>
/... <b>BM</b> = Bianco matt / Matte white	
/... <b>NL</b> = Nero lucido / Glossy black	
/... <b>NM</b> = Nero matt / Matte black	
/... <b>MR</b> = Metal rame / Copper metal	
/... <b>NIR</b> = Nero iridato / Iridescent black	<b>B88</b>
/... <b>PT</b> = Platino / Platinum	
/... <b>AU</b> = Oro / Gold	
/... <b>CU</b> = Rame / Copper	<b>B97</b>
/... <b>ROR</b> = Riga oro/rame / Gold/copper line	
/... <b>RPR</b> = Riga platino/rame / Platinum/copper line	
/... <b>ROP</b> = Riga platino/oro / Platinum/gold line	



ARTICOLO ITEM	DESCRIZIONE DESCRIPTION	ALIMENTAZIONE E MODULO LED POWER AND LED MODULE	ATTACCO SOCKET	POTENZA POWER	PESO GR. WEIGHT GR.	VOL. IN M <sup>3</sup> VOL. IN M <sup>3</sup>
<b>L6/LED/...</b>	Sospensione in ceramica / Ceramic pendant	lumen:1600 CRI (indice di cromaticità): > 80 durata: 40.000H / 100.000 accensioni		17,5W	5.300	0,10
<b>L6/...</b>	Sospensione in ceramica / Ceramic pendant		E27	70W	5.300	0,10

CE IP20  

COLORI L6/LED/... COLOUR L6/LED/...	FASCIA PREZZO PRICE RANGE
/... <b>BL</b> = Bianco lucido / Glossy white	<b>B82</b>
/... <b>BM</b> = Bianco matt / Matte white	
/... <b>NL</b> = Nero lucido / Glossy black	
/... <b>NM</b> = Nero matt / Matte black	
/... <b>MR</b> = Metal rame / Copper metal	
/... <b>NIR</b> = Nero iridato / Iridescent black	<b>B96</b>
/... <b>PT</b> = Platino / Platinum	
/... <b>AU</b> = Oro / Gold	
/... <b>CU</b> = Rame / Copper	<b>B104</b>
/... <b>ROR</b> = Riga oro/rame / Gold/copper line	
/... <b>RPR</b> = Riga platino/rame / Platinum/copper line	
/... <b>ROP</b> = Riga platino/oro / Platinum/gold line	

COLORI L6/... COLOUR L6/...	FASCIA PREZZO PRICE RANGE
/... <b>BL</b> = Bianco lucido / Glossy white	<b>B68</b>
/... <b>BM</b> = Bianco matt / Matte white	
/... <b>NL</b> = Nero lucido / Glossy black	
/... <b>NM</b> = Nero matt / Matte black	
/... <b>MR</b> = Metal rame / Copper metal	
/... <b>NIR</b> = Nero iridato / Iridescent black	<b>B89</b>
/... <b>PT</b> = Platino / Platinum	
/... <b>AU</b> = Oro / Gold	
/... <b>CU</b> = Rame / Copper	<b>B99</b>
/... <b>ROR</b> = Riga oro/rame / Gold/copper line	
/... <b>RPR</b> = Riga platino/rame / Platinum/copper line	
/... <b>ROP</b> = Riga platino/oro / Platinum/gold line	

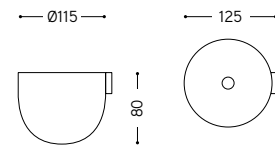
## Rosoni per decentramento

Nel caso si presenti la necessità di procedere ad un collegamento elettrico esterno tra due o più sospensioni, l'ordine va effettuato seguendo queste linee guida: aggiungere al codice della sospensione il suffisso del rosone per il collegamento ed aggiungere all'ordine il codice della canalina.

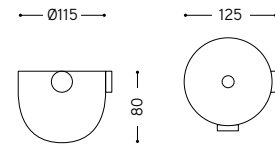
If you need to make an external electrical connection between two or more pendants, the order must be modified as following: add to the code of the pendant the suffix of the ceiling rose required for the connection and add to the order the code of the conduit.



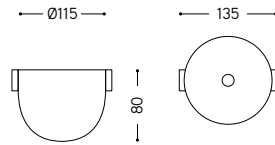
**R4-1**  
Rosone ad una uscita  
Ceiling rose with one output



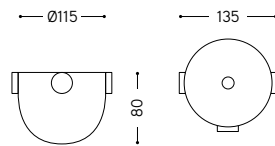
**R4-90°**  
Rosone con due uscite a 90°  
Ceiling rose with two 90° outputs



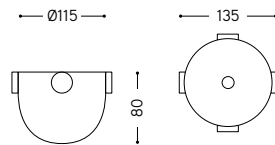
**R4-180°**  
Rosone con due uscite a 180°  
Ceiling rose with two 180° outputs



**R4-3**  
Rosone decentramento con tre uscite  
Shifted light point with three outputs



**R4-4**  
Rosone decentramento con quattro uscite  
Shifted light point with four outputs



ARTICOLO ITEM	DESCRIZIONE DESCRIPTION	FASCIA PREZZO PRICE RANGE
<b>Rosoni / Shifted</b>		
<b>R4-1</b>	Rosone decentramento ad una uscita / Shifted light point with one output	-
<b>R4-90°</b>	Rosone decentramento con due uscite a 90° / Shifted light point with two 90° outputs	-
<b>R4-180°</b>	Rosone decentramento con due uscite a 180° / Shifted light point with two 180° outputs	-
<b>R4-3</b>	Rosone decentramento con tre uscite / Shifted light point with three outputs	-
<b>R4-4</b>	Rosone decentramento con quattro uscite / Shifted light point with four outputs	-
<b>Canalina / Conduit</b>		
<b>LIN2/BM</b>	Canalina da 500 mm, 16 mm Ø, interasse 550 mm, con finitura bianco matt 500 mm and 16 mm Ø conduit, intraxis distance 550 mm white matt finishing	<b>B22</b>
<b>LIN2/NM</b>	Canalina da 500 mm, 16 mm Ø, interasse 550 mm, con finitura nero matt 500 mm and 16 mm Ø conduit, intraxis distance 550 mm black matt finishing	<b>B22</b>